

Fund Update

For the quarter ended 31 March 2020

This fund update was first made publicly available on 1 May 2020

What is the purpose of this update?

This document tells you how the **Asset Class Conservative Fund** has performed and what fees were charged. The document will help you to compare the fund with other funds. **Booster Investment Management Limited** prepared this update in accordance with the Financial Markets Conduct Act 2013. This information is not audited and may be updated.

Description of this fund

The Asset Class Conservative Fund invests mainly in income assets, but includes some growth assets. It is suited to investors looking for a low to medium level of risk and are willing to accept a moderate level of returns.

Total Value of the Fund	\$21,350,334
Number of Investors in the fund	1,308
The date the fund started	1 July 2014

What are the risks of investing?

Risk indicator for the **Asset Class Conservative Fund**:



The risk indicator is rated from 1 (low) to 7 (high). The rating reflects how much the value of the fund's assets go up and down. A higher risk generally means higher potential returns over time, but more ups and downs along the way.

To help you clarify your own attitude to risk, you can seek financial advice or work out your risk profile at <http://www.booster.co.nz/booster-kiwisaver-scheme/investment-funds.aspx>

Note that even the lowest category does not mean a risk-free investment, and there are other risks not captured by this rating.

This risk indicator is not a guarantee of a fund's future performance. The risk indicator is based on returns data for the five years to 31 March 2020. While risk indicators are usually relatively stable, they do shift from time to time. The risk indicator will continue to be updated in future fund updates.

See the product disclosure statement (PDS) for more information about the risks associated with investing in this fund.

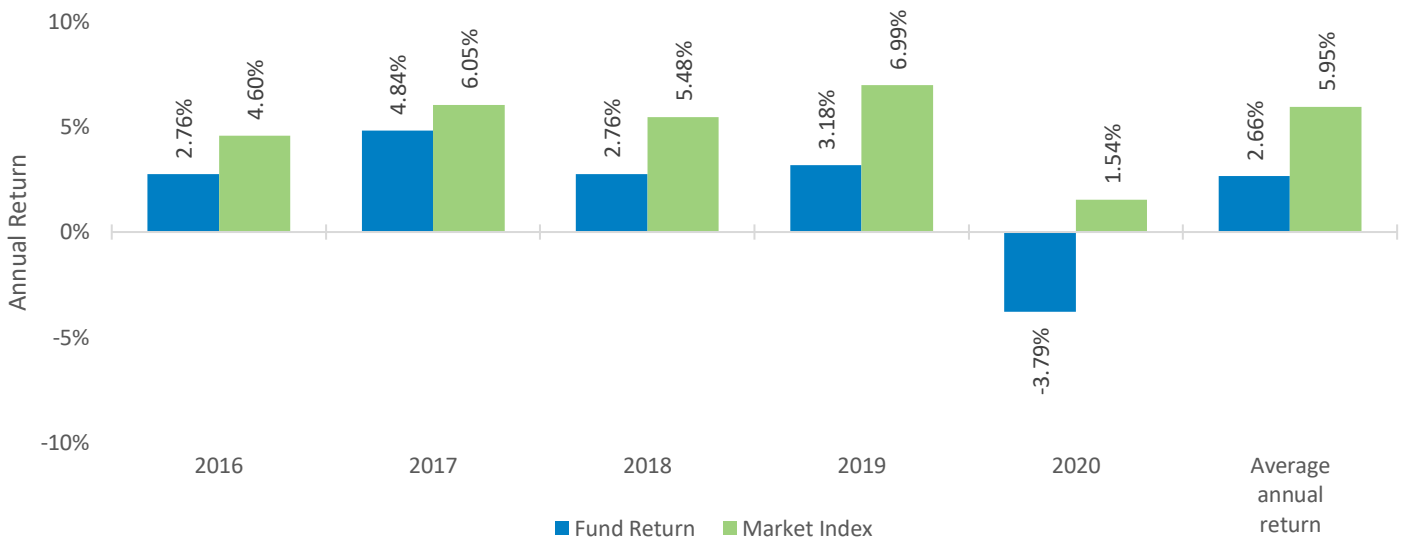
How has the fund performed?

	Average over the past 5 years	Past Year
Annual return (after deductions for charges and tax)	1.90%	-3.79%
Annual return (after deductions for charges but before tax)	2.75%	-3.22%
Market index annual return (reflects no deduction for charges and tax)	4.91%	1.54%

The market index return is based on the weighted average return of the market indices used in respect of the underlying asset classes as described in the Statement of Investment Policy and Objectives.

More information about the market index can be found in the 'Further information on market index' section of the offer register at <https://disclose-register.companiesoffice.govt.nz/>

Annual return graph



This shows the return after fund charges and tax for each year ended 31 March since the fund started. The last bar shows the average annual return since the fund started. Please note that the market index returns do not include deductions for charges and tax.

Important: This does not tell you how the fund will perform in the future.

Returns in this update are after tax at the highest prescribed investor rate (PIR) of tax for an individual New Zealand resident. Your tax may be lower.

What fees are investors charged?

Investors in the Asset Class Conservative Fund are charged fund charges. In the year to 31 March 2020 these were:

	% of Net Asset Value
Total fund charges¹	1.15%
Which are made up of:	
Total management and administration charges	1.15%
Including:	
Manager's basic fee ²	1.15%
Other management and administration charges	0.00%
Total Performance-based fees	0.00%
Other charges	Dollar amount per investor
Member Fee	\$36.00

The Asset Class Conservative Fund has a membership fee of \$3.00 per month per investor. In total, during the disclosure year, this would be \$36.00 (\$3.00 x 12).

Investors may also be charged individual action fees for specific actions or decisions (for example, for withdrawing from or switching funds). See the Booster KiwiSaver Scheme: Asset Class Funds options PDS for more information about those fees.

See the product disclosure statement for more information about the basis on which performance fees are charged.

Small differences in fees and charges can have a big impact on your investment over the long term.

Example of how this applies to an investor

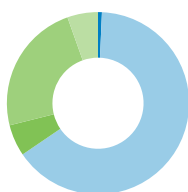
Ruby had \$10,000 in the fund at the start of the year and did not make any further contributions. At the end of the year, Ruby received a loss after fund charges and tax were deducted of -\$379 (that's -3.79% of her initial \$10,000). Ruby also paid \$36.00 in other charges. This gives Ruby a total loss after tax of -\$415 for the year.

What does the fund invest in?

Actual Investment Mix

This shows the types of assets that the fund invests in.

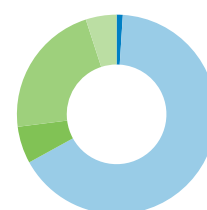
- 0.69% Cash and cash equivalents
- 64.81% International fixed interest
- 5.6% Australasian equities
- 23.46% International equities
- 5.44% Listed property



Target Investment Mix

This shows the mix of assets that the fund generally intends to invest in.

- 1.0% Cash and cash equivalents
- 66.0% International fixed interest
- 6.0% Australasian equities
- 22.0% International equities
- 5.0% Listed property



Top 10 Investments

Name	% of fund net assets	Type	Country	Credit Rating (if applicable)
DFA Five Year Diversified Fixed Interest Trust – NZD Hedged	25.77%	Diversified fund	AU	
DFA Global Bond Trust – NZD Hedged	19.61%	Diversified fund	AU	
DFA Two Year Diversified Fixed Interest Trust - NZD Hedged	19.42%	Diversified fund	AU	
DFA Global Core Equity Trust – NZD Hedged	9.58%	Diversified fund	AU	
DFA Global Real Estate Trust - NZD Hedged Class Units	5.44%	Diversified fund	AU	
DFA Global Large Company Trust	4.64%	Diversified fund	AU	
DFA Emerging Markets Trust	4.48%	Diversified fund	AU	
NZ Core Equity Trust	4.18%	Diversified fund	NZ	
DFA Global Value Trust	2.84%	Diversified fund	AU	
DFA Global Small Company Trust	1.91%	Diversified fund	AU	

The top 10 investments make up 97.87% of the fund.

Currency Hedging

Currency hedging can apply to some of the asset classes this fund invests in. All international listed property investments are fully hedged. The level of currency hedging for Australian equities is managed between 0% - 100% and exposures in international equities in developed markets are targeted to be 75% hedged but can be managed between 25% - 100%. International equities in emerging markets are normally unhedged.

Key personnel

This shows the directors and employees who have the most influence on the investment decisions of the fund.

Name	Current Position	Time in current position	Previous or other position	Time in previous or other position
Bhanu Singh	Director and Head of Asia Pacific Portfolio Management, Dimensional Fund Advisors	4 years, 7 months	Portfolio Manager, Dimensional Fund Advisors	5 years, 3 months
Jed Fogdall	Head of Global Portfolio Management and Chair of the Investment Committee, Dimensional Fund Advisors	1 year, 1 month	Co-Head of Portfolio Management and Vice President, Dimensional Fund Advisors	7 years
Joseph Chi	Head of Responsible Investment and ex officio member of the Corporate Governance Committee, Dimensional Fund Advisors	5 months	ex officio member of the Investment Committee, Dimensional Fund Advisors	11 months
Nicholas Stewart	Executive Director, Stewart Financial Group Limited	17 years, 10 months	Wealth Manager, Stewart Financial Group Limited	1 year, 9 months
Don Stewart	Executive Director, Stewart Financial Group Limited	33 years, 3 months	Financial Adviser, National Mutual Limited	13 years, 8 months

Further Information

You can also obtain this information, the PDS for the **Asset Class Funds options**, and some additional information from the offer register at <https://disclose-register.companiesoffice.govt.nz/>

Notes

1 Total fund charges are charged as a percentage of an investor's interest in the fund (i.e. as a percentage of their account balance). GST is not included in any of the fees stated and will be added where required.

2 The management fee covers Booster's administration and investment management fees, the Supervisor's fee and the regular costs and expenses of running the Scheme (such as audit fees and legal fees).