

Fund Update

For the quarter ended 31 March 2026

This fund update was first made publicly available on 1 May 2026

What is the purpose of this update?

This document tells you how the **Conservative Fund** has performed and what fees were charged. The document will help you to compare the fund with other funds. **Booster Investment Management Limited** prepared this update in accordance with the Financial Markets Conduct Act 2013. This information is not audited and may be updated.

Description of this fund

The Conservative Fund is suited to investors who seek modest returns on average over the short to medium term, allowing for some shorter-term ups and downs. We aim to achieve this by investing primarily in income assets, while including some growth assets.

Total value of the Fund	\$52,103,233
Number of Investors in the fund	2,690
The date the fund started	1 July 2014

What are the risks of investing?

Risk indicator for the **Conservative Fund**:



The risk indicator is rated from 1 (low) to 7 (high). The rating reflects how much the value of the fund's assets go up and down. A higher risk generally means higher potential returns over time, but more ups and downs along the way.

To help you clarify your own attitude to risk, you can seek financial advice or work out your risk profile at <https://www.sorted.org.nz/tools/investor-kickstarter>

Note that even the lowest category does not mean a risk-free investment, and there are other risks not captured by this rating.

This risk indicator is not a guarantee of a fund's future performance. The risk indicator is based on returns data for the five years to 31 March 2026. While risk indicators are usually relatively stable, they do shift from time to time. The risk indicator will continue to be updated in future fund updates.

See the product disclosure statement (PDS) for more information about the risks associated with investing in this fund.

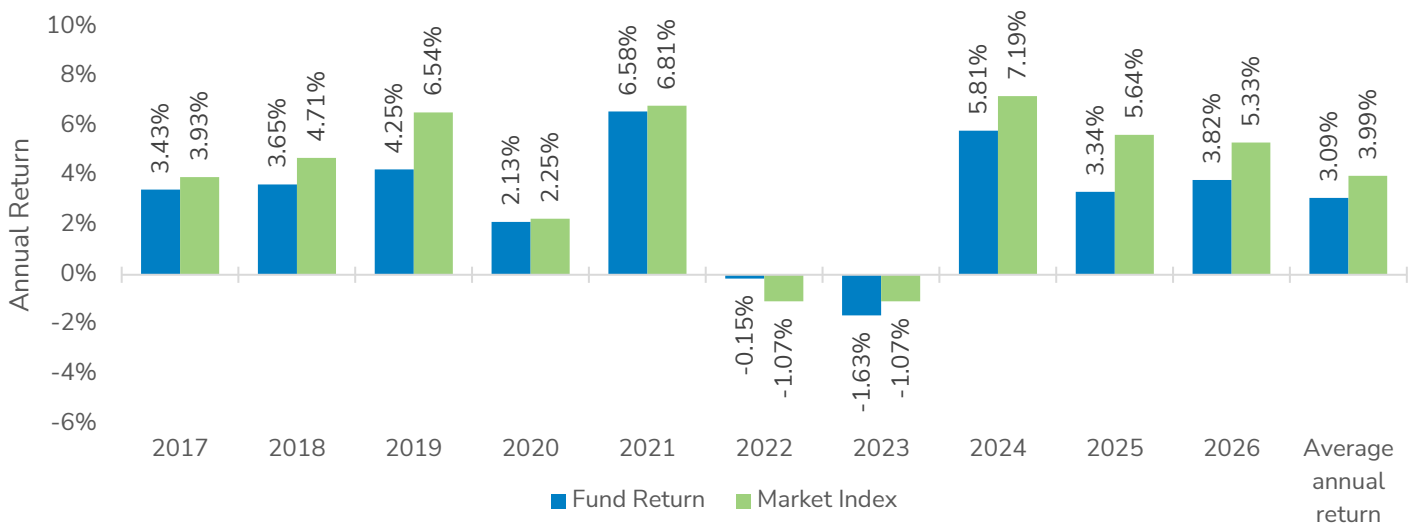
How has the fund performed?

	Average over the past 5 years	Past Year
Annual return (after deductions for charges and tax)	2.20%	3.82%
Annual return (after deductions for charges but before tax)	2.71%	4.68%
Market index annual return (reflects no deduction for charges and tax)	3.14%	5.33%

The market index return is based on the weighted average return of the market indices used in respect of the underlying asset classes as described in the Statement of Investment Policy and Objectives.

More information about the market index is available on the Disclose offer register at <https://disclose-register.companiesoffice.govt.nz/>

Annual return graph



This shows the return after fund charges and tax for each of the last 10 years ending 31 March. The last bar shows the average annual return for the last 10 years, up to 31 March 2026. Please note that the market index returns do not include deductions for charges and tax.

Important: This does not tell you how the fund will perform in the future.

Returns in this update are after tax at the highest prescribed investor rate (PIR) of tax for an individual New Zealand resident. Your tax may be lower.

What fees are investors charged?

Investors in the Conservative Fund are charged fund charges. In the year to 31 March 2025 these were:

	% of Net Asset Value
Total fund charges¹	0.38%
Which are made up of:	
Total management and administration charges	0.38%
Including:	
Manager's basic fee ²	0.38%
Other management and administration charges	0.00%
Total Performance-based fees	0.00%
Other charges	Dollar amount per investor
Member Fee ³	\$0.00

Investors may also be charged individual action fees for specific actions or decisions (for example, for withdrawing from or switching funds). See the Booster KiwiSaver Scheme⁴ PDS for more information about those fees.

See the product disclosure statement for more information about the basis on which performance fees are charged.

Small differences in fees and charges can have a big impact on your investment over the long term.

Example of how this applies to an investor

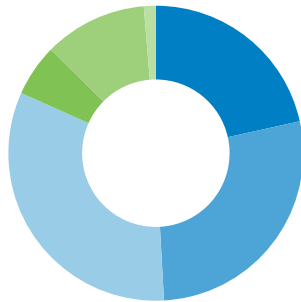
Ruby had \$10,000 in the fund at the start of the year and did not make any further contributions. At the end of the year, Ruby received a return after fund charges and tax were deducted of \$382 (that's 3.82% of her initial \$10,000). Ruby also paid \$0.00 in other charges. This gives Ruby a total return after tax of \$382 for the year.⁵

What does the fund invest in?

Actual Investment Mix

This shows the types of assets that the fund invests in.

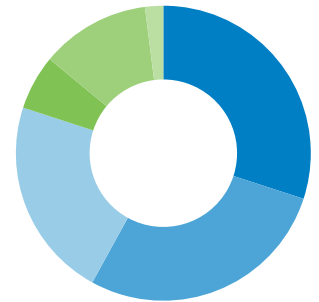
- 21.52% Cash and cash equivalents
- 27.60% New Zealand fixed interest
- 32.57% International fixed interest
- 5.71% Australasian equities
- 11.29% International equities
- 1.31% Listed property



Target Investment Mix

This shows the mix of assets that the fund generally intends to invest in.

- 30.00% Cash and cash equivalents
- 28.00% New Zealand fixed interest
- 22.00% International fixed interest
- 6.00% Australasian equities
- 12.00% International equities
- 2.00% Listed property



Top 10 Investments

Name	% of fund net assets	Type	Country	Credit Rating (if applicable)
NZ Cash (BNZ Bank Trust Account)	5.57%	Cash and cash equivalents	NZ	A-1+
New Zealand Government Stock 3.0% 20/04/2029	1.80%	New Zealand fixed interest	NZ	AAA
BNZ Bank Bill 28/04/2026	1.67%	New Zealand fixed interest	NZ	Unrated
Toyota Finance 4.844% 30/09/2031	1.63%	New Zealand fixed interest	NZ	A+
NZ Govt Stock 3.50% 14/04/2033	1.58%	New Zealand fixed interest	NZ	AAA
NZ Govt Stock 4.5% 15/04/2027	1.37%	New Zealand fixed interest	NZ	AAA
NZ Govt Stock Green 4.25% 15/05/2034	1.36%	New Zealand fixed interest	NZ	AAA
Local Govt Funding Authority 2% 15/04/2037	1.29%	New Zealand fixed interest	NZ	AAA
Infratil Infrastructure Bonds 7.06% 17/12/2031	1.27%	New Zealand fixed interest	NZ	BBB+
Meridian Energy 5.40% 21/03/2030	1.27%	New Zealand fixed interest	NZ	BBB+

The top 10 investments make up 18.81% of the fund.

Currency Hedging

Currency hedging can apply to some of the asset classes this fund invests in. All international fixed interest investments and international listed property investments are fully hedged. The level of currency hedging for Australian equities is normally 50% but this can be actively managed between 0% - 100% and exposures for international equities is normally 50% hedged but can be actively managed between 20% - 80%. Refer to the Statement of Investment Policy and Objectives for more information.

Key personnel

This shows the directors and employees who have the most influence on the investment decisions of the fund.

Name	Current Position	Time in current position	Previous or other position	Time in previous or other position
Diana Gordon	Senior Portfolio Manager – Fixed Interest	4 months	Head of Investment Management, Financial Markets Authority	2 years, 1 month
Aaron Usher	Senior Manager – Investment Strategy	3 months	Portfolio Strategy Manager, Booster Financial Services	4 years, 5 months
Steffan Berridge	Senior Manager - Global Investments	2 months	Investment Committee Member, Booster Financial Services	8 months
Rowan Calvert	Portfolio Manager - Global Equities	8 years, 5 months	Senior Equity Analyst, Booster Financial Services	7 years, 4 months
Simon O'Grady	Chief Investment Officer	6 months	Chief Investment Officer, Kiwi Wealth	9 years, 8 months

Further Information

You can also obtain this information, the PDS for the **Booster KiwiSaver Scheme**⁴, and some additional information from the offer register at <https://disclose-register.companiesoffice.govt.nz/>

Notes

1 Total fund charges are charged as a percentage of an investor's interest in the fund (i.e. as a percentage of their account balance). GST is not included in any of the fees stated and will be added where required.

2 The management fee covers Booster's administration and investment management fees, the Supervisor's fee and the regular costs and expenses of running the Scheme (such as audit fees and legal fees).

3 The Conservative Fund (previously known as the Default Saver Fund) does not charge a member fee or closure fee if you've had all your money invested in the Conservative Fund since you joined, and you have not switched from the Conservative Fund to another fund/s.

4 From 1 December 2021, the Conservative Fund closed to new investment. The last PDS that included the Conservative Fund was dated 28 September 2021, however this PDS has since been replaced.

5 Ruby was allocated by default to the fund and has not switched out of the fund so no member fee is charged to Ruby. If Ruby switches out of the fund and back into the fund, Ruby would be charged a membership fee of \$3.00 per month if her balance is greater than \$500.