

Fund Update

For the quarter ended 30 September 2022

This fund update was first made publicly available on 31 October 2022

What is the purpose of this update?

This document tells you how the **Sterling Cash Portfolio** has performed and what fees were charged. The document will help you to compare the fund with other funds. **Booster Investment Management Limited** prepared this update in accordance with the Financial Markets Conduct Act 2013. This information is not audited and may be updated.

Description of this fund

The Sterling Cash Portfolio invests entirely in income assets. It is suited to investors who are transferring money from a UK Pension Fund or other pounds Sterling funds and want their money to remain in pounds Sterling.

Total value of the Fund	£7,528,497
Number of Investors in the fund	211
The date the fund started	1 April 2016

What are the risks of investing?

Risk indicator for the **Sterling Cash Portfolio**:



The risk indicator is rated from 1 (low) to 7 (high). The rating reflects how much the value of the fund's assets go up and down. A higher risk generally means higher potential returns over time, but more ups and downs along the way.

To help you clarify your own attitude to risk, you can seek financial advice or work out your risk profile at <https://www.sorted.org.nz/tools/investor-kickstarter>

Note that even the lowest category does not mean a risk-free investment, and there are other risks not captured by this rating.

This risk indicator is not a guarantee of a fund's future performance. The risk indicator is based on returns data for the five years to 30 September 2022. While risk indicators are usually relatively stable, they do shift from time to time. The risk indicator will continue to be updated in future fund updates.

See the product disclosure statement (PDS) for more information about the risks associated with investing in this fund.

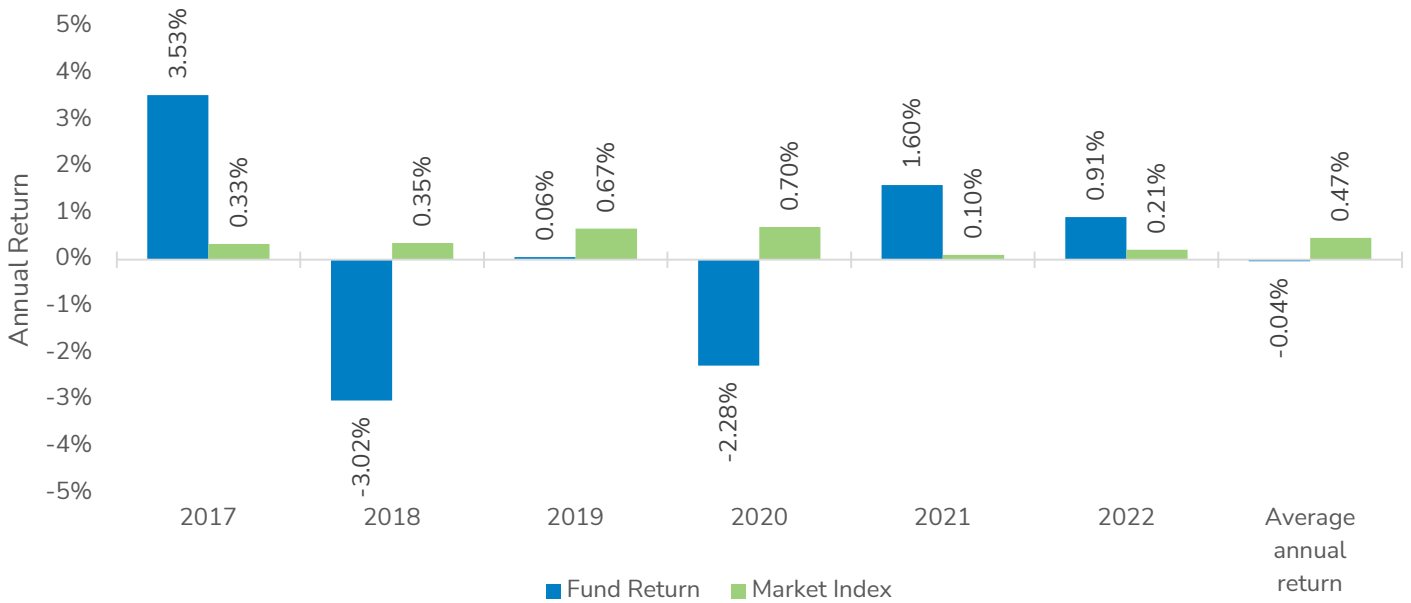
How has the fund performed?

	Average over the past 5 years ¹	Past Year ¹
Annual return (after deductions for charges and tax)	-0.51%	-0.09%
Annual return (after deductions for charges but before tax)	-0.23%	0.19%
Market index annual return (reflects no deduction for charges and tax)	0.52%	0.85%

The market index return is based on the Barclays Benchmark Overnight GBP Cash Index

More information about the market index can be found in the 'Further information on market index' section of the offer register at <https://disclose-register.companiesoffice.govt.nz/>

Annual return graph¹



This shows the return after fund charges and tax for each year ended 31 March since the fund started. The last bar shows the average annual return since the fund started, up to 30 September 2022. Please note that the market index returns do not include deductions for charges and tax.

Important: This does not tell you how the fund will perform in the future.

Returns in this update are after tax at the highest prescribed investor rate (PIR) of tax for an individual New Zealand resident. Your tax may be lower.

What fees are investors charged?

Investors in the Sterling Cash Portfolio are charged fund charges. In the year to 31 March 2022 these were:

	% of Net Asset Value
Total fund charges²	0.83%
Which are made up of:	
Total management and administration charges	0.83%
Including:	
Manager's basic fee ^{3*}	0.83%
Other management and administration charges	0.00%
Total Performance-based fees	0.00%
Other charges	Dollar amount per investor
Member Fee	\$0.00

*The manager's basic fee was temporarily reduced during the year ending 31 March 2022. We expect the total fund charges to have increased from the charges stated in this table. Please refer to the Booster SuperScheme: Sterling Funds and Socially Responsible Funds PDS for expected annual fund charges.

Investors may also be charged individual action fees for specific actions or decisions (for example, for withdrawing from or switching funds). See the Booster SuperScheme: Sterling Funds and Socially Responsible Funds PDS for more information about those fees.

See the product disclosure statement for more information about the basis on which performance fees are charged.

Small differences in fees and charges can have a big impact on your investment over the long term.

Example of how this applies to an investor


Ruby had £10,000 in the fund at the start of the year and did not make any further contributions. At the end of the year, Ruby received a loss after fund charges and tax were deducted of -£9 (that's -0.09% of her initial £10,000). Ruby also paid \$0.00 in other charges. This gives Ruby a total loss after tax of -£9 for the year.

What does the fund invest in?

Actual Investment Mix

This shows the types of assets that the fund invests in.


■ 100.0% Cash and cash equivalents



Target Investment Mix

This shows the mix of assets that the fund generally intends to invest in.

■ 100.0% Cash and cash equivalents



Top 10 Investments

Name	% of fund net assets	Type	Country	Credit Rating (if applicable)
NZ Cash (BNZ Bank Trust Account)	22.07%	Cash and cash equivalents	NZ	A-1+
Westpac Treasury - TD 29 Nov 2022 @ 3.765%	6.12%	Cash and cash equivalents	NZ	AA-
Westpac Treasury - TD 15 Nov 2022 @ 2.570%	5.54%	Cash and cash equivalents	NZ	AA-
ASB Bank Bill 04/10/2022	4.80%	Cash and cash equivalents	NZ	A-1+
ASB Bank Investments - TD 23 Dec 2024 @ 3.490%	4.48%	Cash and cash equivalents	NZ	AA-
Westpac Treasury - TD 11 Oct 2022 @ 2.260%	4.43%	Cash and cash equivalents	NZ	AA-
Westpac Treasury - TD 08 Nov 2022 @ 2.500%	4.43%	Cash and cash equivalents	NZ	AA-
KiwiBank TD - NZPT 06 Dec 2022 @ 2.820%	4.42%	Cash and cash equivalents	NZ	A+
BNZ Bank Bill 4/10/2022	4.36%	Cash and cash equivalents	NZ	A-1+
BNZ Bank Bill 18/10/2022	4.35%	Cash and cash equivalents	NZ	A-1+

The top 10 investments make up 65.00% of the fund.

Currency Hedging

The Sterling Cash Portfolio is to be fully hedged back into pounds Sterling (GBP) at all times. Refer to the Statement of Investment Policy and Objectives for more information.

Key personnel

This shows the directors and employees who have the most influence on the investment decisions of the fund.

Name	Current Position	Time in current position	Previous or other position	Time in previous or other position
Nic Craven	Chief Investment Officer, Booster Financial Services Limited	1 year, 2 months	Senior Manager - Research, Booster Financial Services Limited	3 years, 2 months
Brendon Doyle	Chair of the Investment Committee, Booster Investment Management Limited	5 months	Director of Direct Investments, Booster Financial Services Limited (current position)	5 years, 8 months
Allan Yeo	Managing Director, Booster Financial Services Limited	24 years, 4 months	Associate Director, Barclays Bank plc	2 years
Aaron Usher	Portfolio Strategy Manager, Booster Financial Services Limited	1 year, 2 months	Portfolio Manager - Australasian Equities, Booster Financial Services Limited	3 years, 8 months
Josh Meier	Senior Analyst – Fixed Interest & Alternative Credit, Booster Financial Services Limited	7 months	Fixed Interest and Currency Analyst, Booster Financial Services Limited	3 years, 2 months

Further Information

You can also obtain this information, the PDS for the **Booster SuperScheme: Sterling Funds and Socially Responsible Funds**, and some additional information from the offer register at <https://disclose-register.companiesoffice.govt.nz/>

Notes

1 The fund returns show the returns in GBP Sterling (£).

2 Total fund charges are charged as a percentage of an investor's interest in the fund (i.e. as a percentage of their account balance). GST is not included in any of the fees stated and will be added where required.

3 The management fee covers Booster's administration and investment management fees, the Supervisor's fee and the regular costs and expenses of running the Scheme (such as audit fees and legal fees).